

# Cox<sup>®</sup>



## *Certification Symposia 2009*



Cox<sup>®</sup> Technic  
Flexion-Distracton & Decompression Adjusting  
Manipulation Procedures &  
Interdisciplinary Care

*Please consider...*

*DO YOU WELCOME THE  
"1 in 4 patients" who are  
95% of the cost of back pain care ? YOU MUST !*

*ARE YOUR DISC HERNATION and STENOSIS  
patients satisfied with their clinical outcomes ?  
THEY CAN BE!*

*CAN YOU VISUALIZE THE CHANGES  
your technique offers ? YOU WILL !*

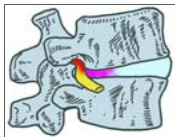
*DO YOU KEEP 90% OF YOUR PATIENTS  
under care until you dismiss them ? YOU CAN !*

*DO YOUR PATIENTS APPRECIATE BEING TOUCHED ?  
After all, chiropractic is all about "the hands". YES!*

*ARE YOU SATISFIED  
with your clinical outcomes and your clinical practice?  
YOU CAN BE!*

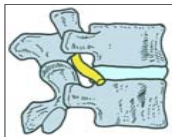
Come enjoy a weekend of **chiropractic** research, **hands-on technique**, & **patient protocols** sure to enhance and/or re-energize your enthusiasm for chiropractic practice !

This weekend shares the *Basics of Cox® Technic* as well as the efficacy of Cox® Technic flexion-distraction & decompression adjusting for *cervical, thoracic, and lumbar* conditions:




Pain

- *spine changes with Cox® adjusting* on mechanical & chemical nerve irritation
- exam, diagnosis, incidence, & treatment of *non-disc conditions*
- *effects* of Cox® flexion-distraction adjusting
- introduction of *hands-on Cox® Technic application*
- overview of *cervical spine* mechanics and treatment
- presentation of *cases from the clinical setting*



Relief

Join this weekend course, and you will come away with the tools to start using patient management & treatment protocols of **chiropractic's most researched technique** – flexion-distraction & decompression adjusting – for disc-related & non-disc-related conditions, for full spine adjusting!



Cox® Technic  
Flexion-Distracton & Decompression Adjusting  
Manipulation Procedures &  
Interdisciplinary Care

*with*

James M. Cox, DC, DACBR

Ed Bifulco, DC

Ram Gudavalli PhD

Lee J. Hazen, DC

George Joachim, DC, CCRD

Ralph Kruse, DC, DACBO

Jeffrey Shurr, DC



**PART I**

---

**Philadelphia, PA**

July 25-26, 2009

**Los Angeles, CA**

September 19-20, 2009

**Fort Wayne, IN**

October 10-11, 2009

**England**

TBA – Contact Dr. Jeff Shurr.  
*backcare@provider.co.uk*

**PART II**

---

**Lombard, IL**

November 20-22, 2009

**PART III**

---

**Fort Wayne, IN**

December 5-6, 2009

*co-sponsored by*  
F/D Enterprise, LLC &

 **National**  
University of Health Sciences

**1-800-441-5571**

# What Can You GAIN from Attending a Cox® Course and Adding Cox® Technic to Your Practice?

1. Elite Applied Academics and Research for Patient Care
2. No Gimmicks or Computer-Driven Tables
3. All Hands-on Chiropractic Adjusting
4. Touch-Based Treatment Technique
5. Doctor-Attended Care Protocols
6. The A to Z in patient back pain care
7. Less Patient Early "Self-Dismissal"
8. Higher Patient Compliance
9. Research-Driven and Proven Application of Spinal Manipulation
10. The Protocol to Excel in Treating the *25% of Patients who are 95% of the Cost* of Back Care in the U.S. (*spinal stenosis & disc herniation*)
11. The Respect and Community Awareness of Your Spinal Care Expertise
12. The Recognition as *the* Local Chiropractic Physician Delivering Excellent Outcomes with Spinal Manipulation
13. *Certified Status* in Cox® Technic Flexion-Distraction and Decompression Adjusting
14. Appeal to Patients Regardless of Managed Care "*BECAUSE IT WORKS*"
15. Keep 33% more patients under your care with Cox® Exam, ROF and Treatment Protocols
16. Confidence to *welcome* the 1 out of 4 patients who are 95% of the back pain healthcare cost

" Thank you.  
You reminded me that *just being good* isn't good enough!! "

*Have you asked?*

What Is **D**ECOMPRESSION?

It is **C**HIROPRACTIC!



*compressed*



*decompressed*



[www.coxtechnic.com](http://www.coxtechnic.com)

referrals to certified colleagues  
(click on **FIND A PHYSICIAN**)

private setting **HANDS-ON WORKSHOPS** in certified  
practitioners' offices (*Dr. Cox's clinic included*)  
(click on **TRAINING**)

**RESEARCH** relevant to Cox® flexion-distraction as it  
comes available!  
(click on **RESEARCH**)

**FREE**

Monthly Case Reports & Newsletter  
via Email

Sign up @

[www.coxtechnic.com/CASEREPORTS.asp](http://www.coxtechnic.com/CASEREPORTS.asp)



### Certification Procedure:

1. Attend one Part I course \*
2. Attend one Part II course
3. pass the certification exam (*only offered at Part II*)

\*Students are exempt from taking Part I if they took & passed a qualified Cox® / flexion-distraction course in school.

### Benefits of Certification:

- **Confidence** in caring for the severe *and* routine low back patients.  
*Don't fear the antalgic sciatic patient. Invite the pregnant patient.*
- Inclusion in the referral directory at [www.coxtechnic.com/referrals.html](http://www.coxtechnic.com/referrals.html)
- Prestige of public and professional positioning as the spine doctor.
- Refer with confidence to fellow physicians who treat similarly to you.
- Access to Marketing materials.
- A Press Release announcing your certification to share locally.

### Re-Certification Options:

Once every two years, you are asked to do one of the following to attain or maintain "re-certified" status. You will never lose your "certified" status, but you can enhance your status and your acumen. Your name will be in **red** in the directory.

- Attend one certification course for 12 hours (Part I or II or III) *or*
- Write a clinical patient case report in which Cox® Protocols were used.

For more information on re-certification, please visit

[www.coxtechnic.com/recertification.html](http://www.coxtechnic.com/recertification.html).

## Part I Syllabus \*

### What Is Cox® Technic? The Basis

*Focus: Non-Disc & Non-Radicular Conditions*



### Saturday – 8 hours

8am	<b>Biomechanics &amp; Neuroanatomy of the Human Spine</b>
9am	<b>History, Evolution &amp; Research Support of Cox® Technic</b> (flexion-distraction and decompression)
10am	<b>Algorithm of Decision Making for Cox® Technic</b>
10:30am	<b>Case Presentations on video &amp; Hands-On Technique Practice</b> <i>Patient Set Up, Protocol 1.</i>
Noon	Lunch on own
1pm	<b>Examination, Report of Findings, Spinal Nutrition</b>
2pm	<b>Facet Syndrome, Spondylolisthesis, Tropism, Short Leg, Transitional Segment</b>
3:30-5pm	<b>Case Presentations &amp; Hands on—<i>Protocol 2</i></b>

### Sunday – 4 hours

8am	<b>Effects of Cox® Technic</b>
9am	<b>Case Presentation &amp; Hands-on</b> <i>Thoracic Spine Adjusting Introduction</i>
10 am	<b>Cervical Spine</b> <b><i>Biomechanics, Diagnosis, Treatment with Cox® Technic</i></b>
11am	<b>Case Presentations &amp; Hands-on</b> <i>Cervical Spine Adjusting Introduction</i>
Noon	Adjournment



## Part II Syllabus \*

How is Cox® Technic applied?

*Focus: Disc & Radicular Conditions*

Emphasis is on hands-on training.

*"I've never attended a course  
where I have learned so much.  
Thank you."*

### Friday – 5 CE hours – 5pm REGISTRATION

- 5:30 pm      **Review Of Non-Discogenic Causes Of Low Back Pain**  
*Don't miss this!* – Case Presentations
- 6:30 pm      **Intervertebral Disc Herniation-Induced Stenosis**  
**GOIC Syndrome: Biomechanics & Diagnosis**
- 8:30 pm      **Cox® Technic Adjusting Procedures**—*Review / Demo of Protocols I & II*
- 9–10:30pm    **Small Group Hands-On Training & Practice** – *Protocol I*

### Saturday – 9 CE hours

- 8 am          **Structured Hands-On** (*Step-By-Step Instruction*)—*Protocol II*
- 8:30 am      **Disc Lecture** continues from Friday evening
- 11am         **Research Project Outcomes & Progress** – Ram Gudavalli PhD
- Noon         Lunch on own
- 1 pm         **Certification EXAMINATION**—*Written Portion of Certification Examination—2 cases to review, diagnose, set treatment plans for which you will "treat" during the practical exam session.*
- 2 pm         **Patient Management & Clinical Case Presentations: Back School, Examination, Rehab, ROF**
- 4 to 6 pm     **Hands-On Practice AND/OR**
- 4 to 8 pm     **Certification EXAMINATION**—*Practical Portion*

### Sunday – 4 hours

- 8am–Noon    **Cervical Spine**  
*Biomechanics, Diagnosis, Cases, Treatment with Cox® Technic*

## Part III Syllabus \*

*(tentative!)*

### Incorporation of Cox® Technic

#### *Focus: Integration & Implementation*

#### Saturday – 8 hours

- 8am The Patient: **Chiropractic**  
*Research Statistics, Diagnosis, Examination, Biomechanics Update*
- 9am **Patient Presentations** by Dr. Cox with his patients  
*Examination, Imaging, Treatment*
- 9:30am **Special Topic Presentations by Certified Doctors:**  
*What's Happening in Cox® Technic Practices!*
- 10:30a **Chiropractic Research Outcomes** for The Patient with Pressure  
Transducer Measurements of Forces
- Noon Lunch together *(included)*
- 1pm The Patient: **Pain Control Options**
- 2pm The Patient: **Neurosurgical Options**
- 3pm The Patient: **The Mind/Body Considerations**
- 5pm Tour of Lutheran's Kachmann Mind/Body Institute *(optional)*
- 6:30pm **Dinner @ Eddie Merlot's** *(fine dining)*  
*(optional—\$75—no alcohol included/extra—all proceeds go to research)*

#### Sunday – 4 hours – 2 Presentation Rooms

#### Room Two

- 8am The Patient: **Pelvic Pain & Genitourinary Considerations**      Rehabilitation Options (4 hrs)
- 9am The Patient: **Podiatric Considerations: Gait Analysis & Orthotic Rx for LBP patients**
- 9:30am The Patient: **PT/DC Options**
- 10 am The Patient: **Cervical Spine**
- Noon Adjournment

*\* Schedule is subject to change as course develops.*

*\*\* Re-certification is required every two years.*

## *Comments from past attendees...*

*In Fort Wayne at Part III, Dr. Cox will present patients – **textbook cases!** – from his current practice: initial exam findings, imaging, history, current status. He will share treatment procedures appropriate for each patient's condition. Patients will share their experiences in dealing with their spine pain and answer questions.*

***This is REAL  
CLINICAL  
PRACTICE  
EXPERIENCE!***

*"It will change your entire focus and cannot but help **enhance your confidence** level and knowledge level of spinal biomechanics."*

*"You can [sic] **learn a technique that will [sic] put you in the top 10% of the profession** by being able to better diagnose ... and better treat low back conditions. You can **increase the sophistication of your practice.**"*

*about Dr. Cox's presentation: "His passion about chiropractic and technique is **motivating, infectious, and contagious.** ... I would return next weekend and do it all over again!"*

*"When I go to a Cox® Seminar, I always have a sense that I and my profession have finally arrived. **The research, the precision of the technique, the excellence in every aspect is what I expect... it is the standard.**"*

*-- Paul Pride, DC*

**1-800-441-5571**

**www.coxtechnic.com**

# Part III – Hospital-Based Training Course for Cox® Technic in the Interdisciplinary Progression of Care for Back & Radicular Pain

Progression of Patient Care of Spine and Radicular Pain:  
*Admission to Dismissal*

*Don't miss this weekend!  
It is unparalleled in chiropractic  
education as well as in its scope and  
practicality.*

*All proceeds go to research.*



**December 5-6, 2009**

**Lutheran Hospital's Kachmann Auditorium, Fort Wayne, Indiana**

**Saturday** 8am-5pm; Hospital's Mind/Body Tour 5pm; Dinner (*optional*) 6:30pm;

**Sunday** 8am-Noon

**12 hours** of license renewal

***Register today!***

***Excellent choice for Re-Certification!***

Dr. Cox will share the latest research outcomes regarding Cox® flexion-distraction decompression adjusting, present patient case files from clinical practice, demonstrate patient management in his clinic from appointment to release, and practice hands-on technique application of disc and non-disc conditions. You will come away from this weekend with the tools necessary to start using patient management and treatment protocols of chiropractic's ***most researched technique*** – flexion distraction – for ***disc-related*** and ***non-disc-related*** conditions as well as stenosis, spondylolisthesis, tropism, transitional segment, and much more!



# Program Registration — Cox<sup>®</sup> Seminars

## CHECK ALL APPLICABLE SESSIONS :

### 12 hours

DC	\$445/\$495 late*
Certified	\$375/425 late*
Student	\$200/250 late*
Faculty	\$225/275 late*

### 18 hours Part II

DC	\$595/650 late*
Certified	\$375/425 late*
Student	\$325/375 late*
Faculty	\$350/395 late*
Exam fee	\$60

*\* Any registrations received within 2 weeks of the class date are considered late.*



- Philadelphia PA      July 25-26, 2009
- Los Angeles CA      September 19-20, 2009
- Fort Wayne IN      October 10-11, 2009
- Lombard IL      Nov 20-22, 2009 **PART II** 18 hours  
Fri 5:30pm-10:30pm; Sat 8am-6pm; Sun 8am-Noon
- Examination      at Part 2 (optional) — \$60
- Fort Wayne IN      December 5-6, 2009 **Part III**
- Dinner @ local fine dining restaurant, optional, proceeds to research— \$75
- WORKSHOP      date: \_\_\_\_\_  
location: \_\_\_\_\_  
\$250 (\$275 late)
- 4 hours  
special**

*Come learn what  
DECOMPRESSION is.  
It is Chiropractic.*

**Come hear the  
chiropractic research  
behind chiropractic  
decompression adjusting.**

**Come re-energize your  
enthusiasm for being a  
chiropractor, using your  
hands to adjust your  
patients.**



# Program Registration — Cox<sup>®</sup> Seminars



Name \_\_\_\_\_

Clinic Name \_\_\_\_\_

Address \_\_\_\_\_

City \_\_\_\_\_ State \_\_\_\_\_ Zip \_\_\_\_\_

Phone \_\_\_\_\_

Fax \_\_\_\_\_

\_\_\_\_\_ Email address

## TO REGISTER,

**MAIL** completed form and check, made payable to "**F/D Enterprise, LLC**" to:

F/D Enterprise, LLC /  
Cox<sup>®</sup> Seminars

619 E. Dupont Road, PMB 98  
Fort Wayne IN 46825

**FAX** (260)637-7324

**PHONE** (800)441-5571 or (260)637-6609

**ONLINE** [www.coxtechnic.com/onlineg.asp](http://www.coxtechnic.com/onlineg.asp)

**NEW!!!**  
Register Online !

Are you

- DC  
 Student  
 Certified DC

state	License #

## Method of Payment

Check # \_\_\_\_\_

VISA

Mastercard

\_\_\_\_\_ Credit Card #

\_\_\_\_\_ Exp. date

\_\_\_\_\_ Signature

\_\_\_\_\_ CVV on back of card




*The Cox® Table for hands-on is provided courtesy of TRACK Corporation.  
[www.coxtable.com](http://www.coxtable.com)*

**Important:** Every attempt is made to offer this program as publicized. However, F/D Enterprise, LLC, and/or the NUHS Postgraduate Division reserve the right to adjust program dates, locations, times, instructors, table availability, etc., to accommodate unexpected faculty or student needs and cancel due to insufficient enrollment. For this reason, we do not recommend at-the-door registration without prior confirmation of seminar status. Attendance will be limited; please register for the program prior to making arrangements (hotel, travel). F/D Enterprise, LLC, and NUHS are not responsible for any expenses incurred by registrants due to program adjustments or cancellation. If license renewal credit is needed, please inquire if this course is approved for your state.

***Registration Cancellation/Transfer Policy:*** If you cannot attend a registered course, you will have a year from date of payment to use the credit paid already toward another seminar. No refunds. There is a \$30 registration transfer fee plus any difference (if applicable) in tuition for the future course.

**NOTE:** Audio and video recorders are NOT permitted.



Seminars  
in the  
Biomechanics,  
Examination,  
Diagnosis, and  
Chiropractic Treatment of Spinal Pain  
Conditions with  
*Cox® Technic*  
*Flexion-Distraction and Decompression*  
*Adjusting Protocols*